

# YOUR NEW, AFFORDABLE WORKHORSE



## EVERYTHING YOU WANT IN A 8 M SCISSOR LIFT.

Meet your go-to rental machine. The new 1932R was designed with reliability, serviceability and affordability in mind. This workhorse of a scissor lift features an all-steel swing out tray, improved battery charger and strategically placed components for quick and easy maintenance. While active pothole protection provides optimal ground clearance when you need it. All of this, and more, at an affordable price.

Learn more at [www.jlg.com](http://www.jlg.com)

# It's that time of year!



**C&A** industrial access

As most of us enter the summer vacation period, many companies are preparing to carry out their annual maintenance, cleaning, repairs and plant layout changes to their production facilities. While many of these tasks are now carried out throughout the year - over weekends and through the night, even while operational - a plant shut-down for a week or two is still the ideal opportunity to carry out more major tasks in a less frenetic and safer environment.

While the traditional factory shutdown/vacation is slowly becoming obsolete the more significant changes involving greater disruption are more common at this time of year. However facilities are only empty and the machinery quiet for a specific period of time so careful planning is needed and using the most efficient equipment is more critical than ever.

Regular readers of Cranes & Access will be well aware of the major developments and progress made by aerial lift manufacturers in recent years, as they constantly improve performance, add new features and introduce new models and attachments aimed at streamlining

tasks and making working practices safer.

### Don't be a Death Wish

However, as we can see from the continuing number of accidents/incidents and Death Wish reports on Vertikal.net there are still far too many companies and individuals using inappropriate methods as well as incorrect or dangerous equipment when working at height. True, there is probably an additional financial cost when carrying out the job using powered access equipment but the benefits can result in completing the work quicker and safer with far less risk both to the workers and surrounding people and property. And as to the cost, if the extra is not made up for by the additional efficiency it is certainly hundreds of times less expensive than the costs of an injury or other incident, not to mention fines following unannounced inspections of 'whistle blowing' reports to the safety authorities.


More rigorously enforced Health & Safety legislation together with high profile legal prosecutions mean that most major construction, cleaning and maintenance companies have yet another reason to plan work at height correctly and are turning to modern access equipment - whether it is powered or some type of scaffolding or staging products.

Unfortunately those that only need to work at height occasionally - smaller builders, one man bands and small industrial and commercial facilities - perhaps know no better and often try and make do, often with disastrous consequences. Perhaps more working at height incidents occur in the home? The A&E departments of hospitals are testament to the fact that in the domestic situation the human brain somehow disconnects from reality when working at height - using chairs, wobbly ladders, roofs etc - climbing onto almost anything that may create a purpose-built death-trap.

### How do you choose the right machine?

But if you are not a specialist and familiar with the access equipment available, how do you select the right item of equipment needed for a specific job and how do you obtain it? Local rental companies are a great place to start and most are happy to recommend a specific item of equipment once they know what the task is. Knowing the main types of equipment that is available in the market - by reading magazines such as C&A or Vertikal.net - can also help with the pre-planning of the work by coming up with possible equipment options and where to source it.

Of course there is plenty of equipment that we cover and review in the magazine that is not available at your local rental centre - mainly because of its lack of local demand, cost or because it is brand new - but the more such equipment is requested, the sooner it will be available to hire locally - rental companies do not like turning custom away!



*Using the wrong equipment or using inappropriate methods can have disastrous consequences*

Selecting the right equipment for the job is critical to the success of the project. Most local rental depots have a range of equipment that will cover the majority of applications, but don't overlook the fact that the more unusual equipment may take more time to source.

### It might seem cheaper... but could prove costly

Another thing to bear in mind is that a rental company will often make a recommendation based on the equipment it has in the yard, rather than the best piece of kit for the job, and while it may do the job it may not be the perfect solution. However get it wrong and you may be a star of the 'Death Wish' series on Vertikal.net or even worse, injured or prosecuted as a result of an incident. Most shut-down work is a one-off so it is probably not worth buying the equipment, given it may only be used once or twice a year. But if the work is regular then it may



*Plan the work and get the best equipment for the job - unlike this man!*

# DESIGNED

WITH THE JOBSITE IN MIND



**NOT YOUR TYPICAL SCISSOR LIFT.**



LIGHTWEIGHT



CONSTRUCTION READY



COMPACT



HEAVY DUTY

**HY-BRID LIFTS**  
BY CUSTOM EQUIPMENT INC

FOR MORE INFORMATION CONTACT US TODAY 262-644-1300 // [WWW.HYBRIDLIFTS.COM](http://WWW.HYBRIDLIFTS.COM)



*Faraone's 65ES Move has a cantilever basket extension of 1,130mm giving an outreach of 1.65 metres*

be worthwhile to acquire it, and various methods such as contract hire and long-term rental can be attractive cost-effective ways to do so.

There is of course the financial aspect to consider - the cost of a step ladder is quite a different proposition to a large boom lift - but having planned the work and carried out a risk assessment, if the ladder is best for the job then use the ladder. Ladders are incredibly useful for low level work - say up to

four metres which is fairly typical of many small industrial units, offices, showrooms and retail outlets. There is also a huge choice of low level industrial access equipment from large step ladders to push around lifts and self-propelled scissors, and if up and over outreach is also required mast booms and small articulated booms.

In last year's industrial access review we looked at the various types of ladders and well established low level products.



*Snorkel TM12E*

This year we will concentrate on new products that have entered the market since that time.

**Aluminium specialist**

One company that has moved from producing ladders and scaffold towers into self-propelled platforms is Faraone. Founded in 1969 the Italian company began by producing aluminium window frames before adding ladder production a decade later. In 1989 it started two new production lines - aluminium ladders and mobile scaffold towers. Today the Faraone group has four divisions - aluminium ladders, mobile scaffold towers, aerial work platforms and window frames with headquarters in Tortoreto but with production plants in Poland, Denmark and Spain.

**And now for something completely different**

Over the past few years the company has consistently introduced innovative, lightweight, self-propelled platforms and this year added the 15ft Faraone Elevah 65ES Move. With aluminium mast and basket, the Italian-built 6.5 metre working height Elevah 65ES Move is the smaller of two models - the other being the 19ft Elevah 80ES Move with 7.75 metres working height. Both lifts have overall dimensions of 1.51 metres long and 780mm wide with closed heights of 1.77 and 1.99 metres respectively. Unlike the standard 65 Move, the ES versions incorporate a suspended cantilever basket extension providing 1,130mm additional outreach allowing users to reach 1.65 metres beyond the machine's chassis. Platform capacity is 200kg and the machine has an overall weight of just over a tonne at 1,090kg for the 65ES and 1,110kg for the larger 80ES.

The machines have a stowed travel speed of 2.5kph, with power provided by a 12 volt battery capable of 100 work cycles - each comprising of 20 metres of travel followed by ascent to full height with the maximum capacity and decent - and can work on slopes of up to 1.5 degrees with 15 percent gradeability. A small storage platform over the top of the mast has a 20kg capacity and safety features include, electronic slope monitoring, electronic braking system, overload monitoring and emergency hydraulic lowering. Unveiled just before Vertikal Days



*The Snorkel TM16E is a larger 6.7 metre version of the new TM12E*

in late May, the company already has shipped the first three machines to customers in Germany and Scandinavia.

**New mast lifts**

Unlike the new Faraone ES, mast-type self-propelled lifts traditionally had no extension, but most now have short roll-out decks, or in the case of the Skyjack SJ12 and SJ16 a short traversing deck. Snorkel launched its new 12ft TM12E, a direct electric drive version of the original hydraulic drive TM12 at Conexpo in March. The 5.6 metre working height lift features the same 450mm extension as the regular machine, while direct electric drive system offers significantly improved duty cycles and a true zero inside turning radius. The new machine also features a triple stage hydraulic cylinder lift system in place of the old single stage cylinder with extension chains. Platform capacity remains at 227kg with roll-out deck extension as standard, new upper control box with an integrated power to platform outlet common with Snorkel's electric slab scissor lift family.

Other standard features include saloon-type entry gates, descent and tilt alarms, emergency lowering chassis controls, crane lifting points, integrated 110 volt 20 amp battery charger and on-board diagnostics display as well as two years parts and labour warranty. Overall weight is 884kg.

Snorkel is also planning to launch a new larger version - the 16ft TM16E - with very similar specifications and features which should be available in the autumn. Only basic



For those looking for just a bit more height from a mast type lift, Haulotte has recently unveiled a new 20ft Star 20

details have so far been released and it is expected to weigh just under 1,000kg allowing the 6.7 metre working height lift to be transported in a one tonne elevator. The TM16E will go head to head with the Skyjack SJ16 which has been on the market for almost seven years and carved out a reasonable niche for the larger mast type lift. This has been helped by the fact that 19ft scissors have gained weight over the years meaning they are now too heavy for many small elevators. When the original 19ft scissors such as the UpRight MX19 were launched they weighed less than one tonne.

**A 20ft mast lift**

For those looking for just a bit more height from a mast type lift, Haulotte has recently unveiled a new 20ft mast lift, the Star 20. Initially aimed



Haulotte Star 20 stowed.

at the North American market, the new machine has direct AC electric drive, roll-out deck extension and multi-stage hydraulic lift cylinder avoiding the need to inspect and replace chain extension systems.



The LiftPod can be disassembled and loaded into the back of a truck or van



The all-new EcoLift 70 has a working height of 4.2 metres



The four metre working height Ixolift 400 has a capacity of 150kg

Certified for both indoor and outdoor work, the new machine is based on the 13ft Star 6 AC, but has a larger heavier five section mast and additional counterweight. Weighing in at 1,170kg, it features both lateral and longitudinal fork pockets and active pothole protection. Unfortunately there are no plans yet to launch this new product in Europe.

**EcoLifts**

JLG has substantially expanded its range of low-level aerial lifts following the acquisition of Power Towers in June 2015 adding the manually powered EcoLift platforms to its LiftPod personal portable lift line up. The company says that more customers are looking for safer, more efficient, simple, portable, cost-effective alternatives to ladders and scaffolding. The JLG EcoLift push around platforms use an ingenious, easy to use lift/lower system first seen on the Power Towers pecolift, unveiled in 2012. To raise the platform the user simply turns a handle which assists the pneumatic springs inside the mast to lift you to the maximum working height of 3.5 metres for the EcoLift 50 - the JLG version of the original Pecolift - and 4.2 metres for the all-new EcoLift



The LiftPod FT140 full erected.

70, (simply the ecolift in Power Towers branding) which has slightly larger overall dimensions. The two models have no motors, batteries or hydraulic oil to worry about and are therefore virtually maintenance-free, always ready to use and certainly very quiet. Both models have a 150kg maximum platform capacity, more than enough for one person, some materials and tools.

The new JLG LiftPod FT70 and LiftPod FT140 portable lifts also feature a platform capacity of 150kg and working heights of 4.2 and 6.1 metres respectively. Consisting of four or five key components, the lifts can be easily disassembled and then reassembled for loading into the back of a car or van, when moving any distance between sites. A 40 volt lithium-ion battery system powers the lifts.

The components or modules, comprise a base frame and counterweight, one or two mast sections and platform. On the smaller FT70 the single mast section is the heaviest module weighing 32kg, while the FT140 the 33.6kg base frame is heaviest. Total weight is 94.5kg for the FT70 and 148kg for the FT140.


**Ixolift**

Another different take on a push-around work platform comes from Finnish company Ixolift. The Ixolift 400 has a working height of up to four metres and like the Pecolift/Eco lift uses a gas-spring to raise the platform. Maximum capacity is 150kg and the unit has a minimum platform height of just under a metre. The lift is

# HOW TO FOLD A CRANE ? EITHER THE ORIGAMI WAY OR WITH **P-FOLD**.

Perfectly folded by fingertip control. The new assistance system P-Fold makes folding and unfolding an easy job for the crane operator. All movements of the crane are activated by only one control lever. This significantly increases operator comfort and prevents costly damage.

**LIFETIME EXCELLENCE**





## NICK MURRAY ACCESS PLATFORMS

Nick Murray Access Platforms have recently relocated to Ludlow and have expanded the range of used Vehicle Mounted Access Platforms we have for sale. We have between 30 and 40 platforms for sale, including a number of 2017 ex-demo and brand new & unused MEWPs including 3.5T units.

**FINANCE AND  
LEASE PACKAGES  
ARE AVAILABLE**

Visit us to see what we have in stock, or call/email to get an up-to-date stocklist.

Telephone: 01584 711115 / 07904 413684  
Email: [nick@nickmurrayaccessplatforms.co.uk](mailto:nick@nickmurrayaccessplatforms.co.uk)  
Nick Murray Access Platforms, Station Yard, Station Road, Woofferton, Ludlow, Shropshire SY8 4AW

[www.nickmurrayaccessplatforms.co.uk](http://www.nickmurrayaccessplatforms.co.uk)

available in three versions which includes indoor and outdoor rated models with stabilisers. All have anti-surfing brakes and are compact enough to fit through a standard single doorway. Total weight ranges from 140 to 239kg.

### A mast boom with big outreach

The popularity of the mast boom continues to grow, with customers liking the 360 degree outreach combined with compact dimensions and ease of use. German manufacturer Hematec produces a specialist heavy-duty version of the mast boom - the Helix 1508 - which although not new has not been seen by many outside of Germany. The company exhibited for the first time at this years' Vertical Days and is looking to expand its overseas distribution. The Helix 1508 has a maximum working height of 15 metres and up to eight metres of outreach at an up and over height of seven metres thanks to its four section telescopic jib, rather than the usual short fixed length jib, allowing it to reach well over obstructions, and even carry out work over the widest of conveyor belts or production lines. Platform capacity is 200kg. Overall width is just 1.2 metres - the same as most 26 and 32ft compact slab scissor lifts - while its overall chassis length is less than such scissor lifts at 1.96 metres. One downside - there is after all no magic when it comes to machinery - the total weight is 6,500kg. Direct electric high efficiency drive however provides a decent work shift duration between battery charges and plenty of gradeability.

Continuing the mast boom theme, French manufacturer ATN unveiled

German manufacturer Hematec produces a specialist heavy-duty version of the mast boom - the Helix 1508



its new Piaf 10E mast boom - a smaller version of its 12E - which should be available by the end of this year. The 9.92 metre working height 10E has zero tail swing, hydraulic open type mast with jib, providing 3.51 metres of outreach with 200kg platform capacity. Direct electric drive motors give a good drive speed of 5.4kph when stowed and overall weight is 2,850kg with gradeability 25 percent and it can work on slopes of up to two degrees.

### Larger aerial lifts

But what equipment is available when you need to go higher or have more outreach when working indoors or in noise sensitive areas? There are now many larger battery electric and hybrid scissors and booms available as battery technology improves and production costs fall. Although larger electric hybrid booms are gradually becoming more common, there are still only a handful that offer

e: [einfo@ab2000.co.uk](mailto:einfo@ab2000.co.uk)  
[www.ab2000.co.uk](http://www.ab2000.co.uk)




- MOBILE CRANES 35-200 TONS
- CITY CRANE
- CPA & CONTRACT LIFT SERVICE
- RIGGERS, SLINGERS - APPOINTED PERSONS
- TEST WEIGHT HIRE
- MACHINERY MOVEMENT SERVICE
- HIAB & LOW LOADER TRANSPORT
- FULL PLANT HIRE SERVICE AVAILABLE
- ALL OPERATORS FULLY CPCS CERTIFIED
- CALL FOR A FREE SITE VISIT AND QUOTATION



95 Westburn Drive, Cambuslang, Glasgow G72 7NA  
Glasgow (Head Office) 0141 646 1212 | Nairn 01667 456702  
Aberdeen 01358 788 000



Latest mast boom from ATN is the 9.92 metre Piaf 10E



*Largest all-electric boom is Riwal's conversion of the JLG 1200JP*

over 22 metres of working height. This lack of product prompted Netherlands-based sales and rental company Riwal into producing the first all-electric 80/86ft JLG articulated booms - the 800AJ and the 860AJ. The conversion involved replacing the diesel engine with an electric motor and to date about 35 platforms have been sold.

The next and most recent platform to undergo the Riwal electric conversion was the 120ft JLG 1200SJP telescopic boom, replacing the diesel engine and fuel tank with an electric motor, battery pack and charger. Performance remains the same as the diesel unit, but with zero emissions and low noise levels. The first unit will be added to the Riwal rental fleet in August, with subsequent units available for sale to other rental companies and

end-users.

The first to take them up is Norwegian general equipment and tool rental company Naboen. The company - which has a fleet of 1,200 aerial work platforms - says it is experiencing increased demand for 38 metre working height boom lifts with lower noise levels and zero emissions.

**80ft true hybrid from JLG**

JLG on the other hand says it has no current plans to develop an all-electric boom of this size, preferring to focus on hybrid solutions. Its latest addition is the 80ft true hybrid H800AJ articulated boom lift unveiled in March. Based on the standard 800AJ, the power pack is entirely different with a small Kubota Tier 4 Final diesel or electric motor driving the main hydraulic pumps, with the motor kicking in to

support the diesel on steep slopes or on really tough ground conditions such as deep mud or sand. The counterweight partly consists of a substantial sealed and maintenance-free AGM battery pack sufficient to operate the machine for a full shift. When not helping out the Kubota in diesel mode, the electric motor acts as a generator to top-up the battery pack. In electric mode it does all of the work of course. Beyond the power unit and counterweight the

machine is identical to the standard diesel machines with a platform capacity of 230kg, 16.8 metres of outreach, 26.3 metres working height and an overall weight of 15.6 tonnes. The new lift will be available worldwide towards the end of this year.

**Electric or Hybrid?**

Genie launched its all-new electric Z-60/37 DC articulated boom early last year based on the current



*JLG is focussing on hybrid solutions with the 80ft true hybrid H800AJ articulated boom lift*

One self propelled solution from start to finish  
 Double extended deck for tool kits and materials  
 Multi Terrain use, with exceptional ground clearance.

**ELEVATED THINKING.**

**DRIVE TO POSITION, WITHOUT DISEMBARKING.**

The Leonardo HD is without doubt the most work time productive driveable lift platform available on the market today.



[WWW.BRAVI-PLATFORMS.COM](http://WWW.BRAVI-PLATFORMS.COM)





*The Genie Z60-37FE 'Fuel Electric' model*

Z-62/40 diesel powered boom lift and shares a lot of its components and parts. The two stage dual riser is the same structure as the Z-62/40 with shorter elements, while the two section telescopic boom and articulated jib remain exactly the same. The result is slightly less outreach at 11.3 metres, while up and over reach is 7.4 metres.

The unit has four wheel direct electric drive and oscillating axle to offer truly excellent performance on slopes or rough ground on tough job sites and is 2.2 tonnes lighter than the Z-62/40. Battery power is said to be strong enough to last a full shift. The machine is also available with a hybrid power pack - the Z-60/37FE 'Fuel Electric' model. It uses a Tier 4 Final diesel powered generator to top up/recharge the battery pack or boost machine performance on steep or rough ground. The unit offers two modes of operation: 'Full-electric' making it the same as the straight electric machine which can handle a full shift on a single charge, or 'Hybrid' mode which combines the two and provides more than a week of run time on a single tank of diesel. The unit can handle 45 percent grades, has a ground clearance of 330mm

and a full-time active oscillating axle. Its drive speed is said to be 25 percent faster than most similar sized diesel-powered boom lifts and the AC wheel motors are sealed to the point that they are able to work continuously when submerged in up to 900mm of water.

**The first true hybrid telescopic boom lift**

UK manufacturer Niftylift has been at the forefront of the development of the true hybrid boom lifts with thousands of its hybrid booms working around the world. Its latest model is also its first straight telescopic boom lift, the 65ft HR22 S 4x4 Hybrid.

The all-new lift features a three section telescopic boom and a jib with 150 degrees of articulation. It will weigh about 10 tonnes when fully equipped and offers 18.8 metres of working outreach with a 280kg unrestricted platform capacity. Features include Niftylift's proven hybrid power pack, four wheel drive with oscillating axle and 40 percent gradeability. Dimensions are also compact with an overall stowed length of 8.97 metres and minimal tail swing. Overall width is 2.49 metres and height 2.7 metres.



*Niftylift has launched an all-electric version of the 62ft HR21 Hybrid*

Siops - Niftylift's built-in secondary guarding system - and non-marking rough terrain tyres are standard. Controls are digital with on-board diagnostics and the machine is telematics ready. The machine has been developed following strong demand for this type of machine from its German customers.

**A 62ft battery boom**

Niftylift has also launched an all electric version of its updated 62ft HR21, the HR21E. In the past the company has only offered a choice of diesel or a full hybrid on the HR21. The new machine is also different in that it features direct electric drive, rather than the company's usual hydraulic motor drive. It offers 13 metres of outreach, 250kg platform capacity, 150 degree articulating jib, 30 percent gradeability and an overall weight of 6,640kg.

**And finally big scissor lifts**

The number of manufacturers in the heavy-duty scissor sector is limited although those that do produce machines also have electric and hybrid versions if needed for industrial maintenance work or when working in sensitive areas.

German aerial lift manufacturer PB Liftechnik is currently expanding its production facilities with a new production hall to cope with increased demand. The company has also launched a new model - the 10.85 metre S128-19E HT heavy duty battery electric scissor lift - with 900kg platform capacity and has delivered the first two units to German rental company Mayer Hubarbeitsbühnen of Aalen, Baden-Wuerttemberg. The new machine has an overall width of 1.93 metres, standard two wheel drive, non-marking rough terrain tyres and indoor/outdoor rating. Options include a front oscillating axle and four wheel drive.

Another manufacturer of hybrid and all-electric heavy duty narrow scissors is of course Holland Lift. Its latest machines are the 66ft HL-220 H25 and 56ft HL-190 H20 which use a diesel engine coupled to an electric motor. Either power unit can drive the hydraulic system to provide similar performance. Or they can be used together for the maximum performance on steep slopes etc.

*German rental company Mayer Hubarbeitsbühnen has taken the first two PB S128-19E HT heavy duty battery electric scissor lifts*





Stock code: 603338.sh



BT28RT



BA28RT



### Advantage

#### 1.High-end Configuration

- ECU-controlled Euro-IV engine of Deutz, with strong power;
- Dana axle, with standard configuration of 4 × 4 drive & steering and differential lock; its power being boosted for over 20%; low failure rate;
- Bosch Rexroth power-driven system, efficient and energy-saving;
- Danfoss PVG hydraulic control system, with Can bus controller, reducing failure rate of its system by over 30%, and highly universalized.

#### 2.Precise Matching

- The engine output is electronically controlled, conserving about 20% fuel consumption;
- The whole series are subversively designed in structure. On the premise of ensuring excellent stability, comparing with same types from other brands, the total weight has been reduced by 15%-20%, which significantly reduces costs of use and transportation;

#### 3.Familial and modular design for the whole series, with major parts available universally;

#### 4.Rated loading capacity of platform up to 350 kg, meeting requirements of various operating conditions;

#### 5.Equip with Secondary Guarding Protection system , with photoelectric sensor technology of global patent protection, to ensure safety of operators;

#### 6.Standard configuration of telescopic boom, with working range improved by over 10%;

#### 7.Product design fully comply with requirements of the latest EN280:2013+A1:2015 and ANSI/SIA A92 standard.

## Italian Design

Protected by ten patents globally

### Telescopic Boom Lifts



BT28RT

BT24RT

BT20RT

BT16RT

### Articulating Boom Lifts



BA28RT

BA24RT

BA20RT

BA16RT



WeChat

ZHEJIANG DINGLI MACHINERY CO.,LTD.

▲ TEL:+86-572-8681688 ▲ FAX:+86-572-8681690 ▲ MARKET@CNDINGLI.COM ▲ WWW.CNDINGLI.COM